

Disability Services in Minnesota

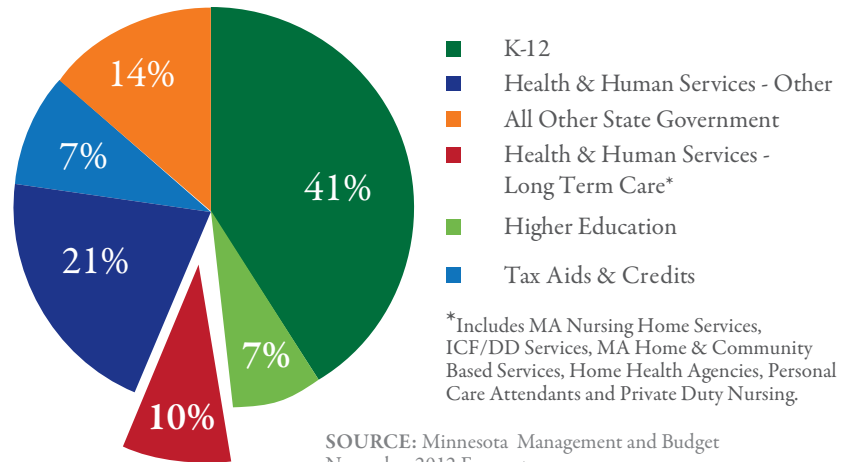
An overview of the system's recipients, funding, weaknesses and strengths

1 in 10 Minnesotans have a disability

SOURCE: American Community Survey 2011



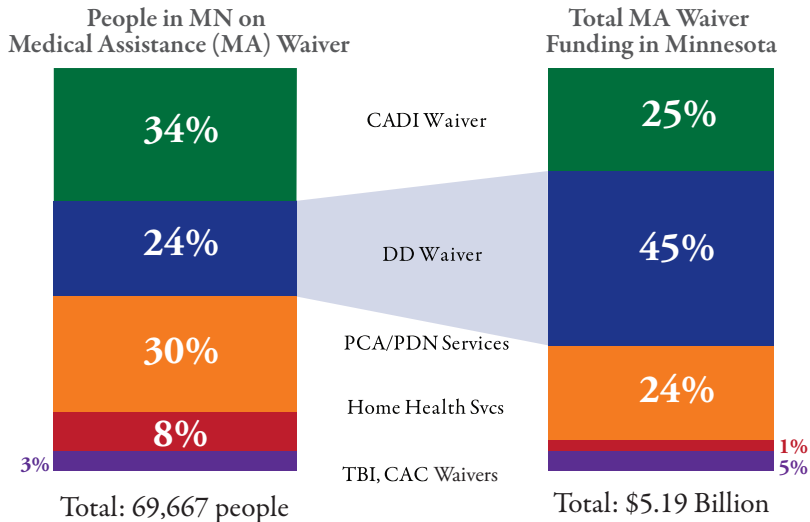
Minnesota's general fund budget forecast is \$37 billion in FY 2014-15. 10 percent of this budget includes long term care services for older Minnesotans and people with disabilities.



Many community-based services are available, depending on need and type of disability.

The state invests millions of dollars and thousands of people receive services, but many Minnesotans with disabilities still wait for services.

In Fiscal 2014-2015:



On average, over 63,000 Minnesotans with disabilities receive waived services each month.

SOURCE: DHS Website, Retrieved 2/5/2013

SOURCE: Calculation based on DHS November 2012 forecast document.

Definitions

Community Alternatives for Disabled Individuals (CADI) Waiver: For people who need a nursing home level of care.

Community Alternative Care (CAC) Waiver: For people with chronic illness who need hospital-level of care.

Developmental Disabilities (DD) Waiver: For people with developmental disabilities who were served institutionally.

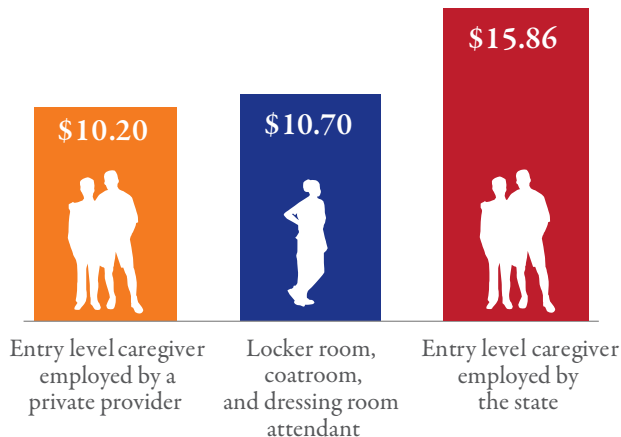
Personal Care Assistant/Private Duty Nurse (PCA/PDN): Individualized daily living or health services for people in their own home or community.

Traumatic Brain Injury (TBI) Waiver: For those with a traumatic/acquired brain injury who need nursing home or hospital level of care.

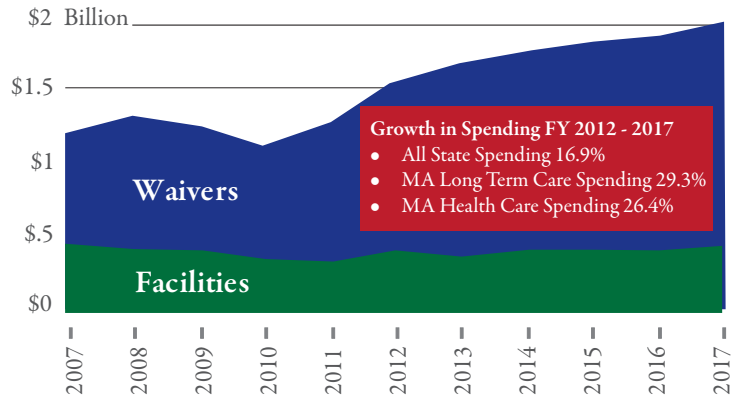


Weaknesses of Minnesota's Disability System

Professional caregivers who help our most vulnerable citizens are paid less than locker room attendants. Private provider employees are paid less than state employees.



As Minnesotans with disabilities live longer, state and county costs will increase.

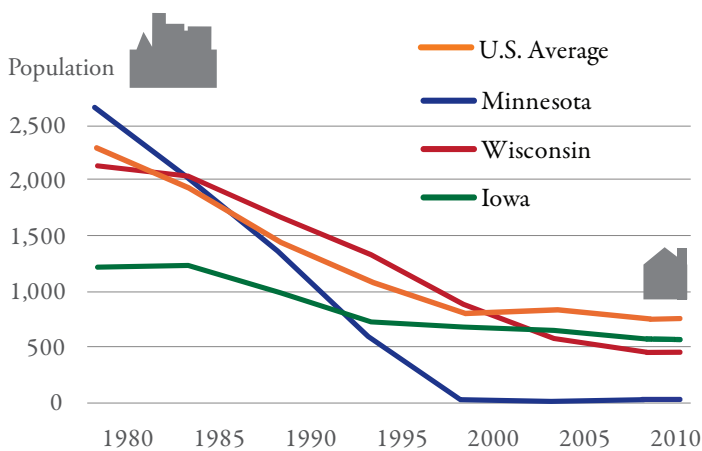


SOURCES: Calculations based on MN DHS November 2012 Forecast Data & Information for MN Management and Budget.

SOURCES: 2009 ANCOR data and 2009 U.S. Bureau of Labor Statistics

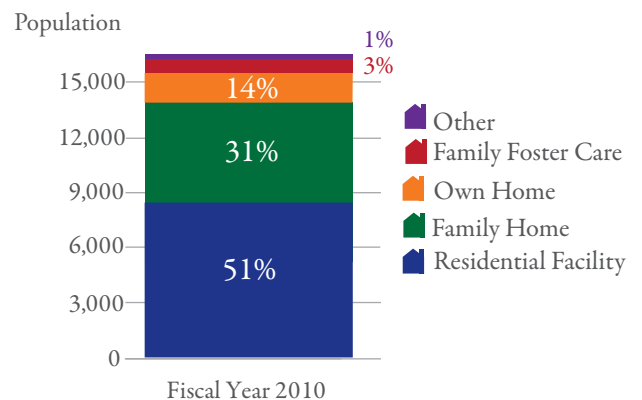
Strengths of Minnesota's Disability System

Fewer Minnesotans with developmental disabilities live in large state facilities than in neighboring states.



SOURCE: Institute for Community Integration

Of the approximately 16,000 Minnesotans with developmental disabilities surveyed in 2010, the about half live in their own home and their family's home.



SOURCE: Institute for Community Integration

Minnesotans value investments in people with disabilities.

73% of Minnesotans disagree with the statement, "Too much money is being spent on people with developmental disabilities."

96% of Minnesotans say society should do everything in its power to help those who are most vulnerable.

SOURCE: Minnesota Governor's Council on Developmental Disabilities, 2007